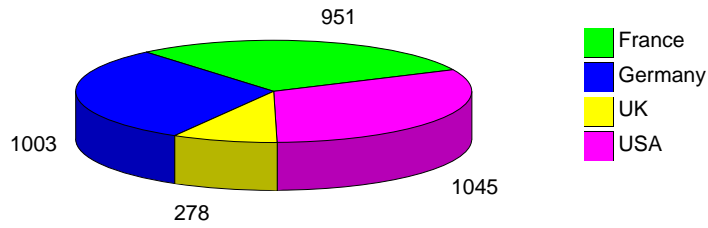
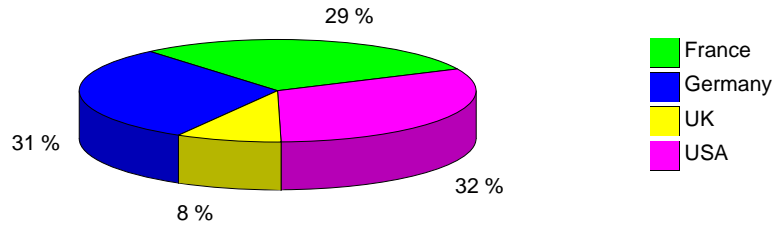


1. Diversity of sovereign guarantors

Guarantor total amount Mln €equivalent



Guarantor %



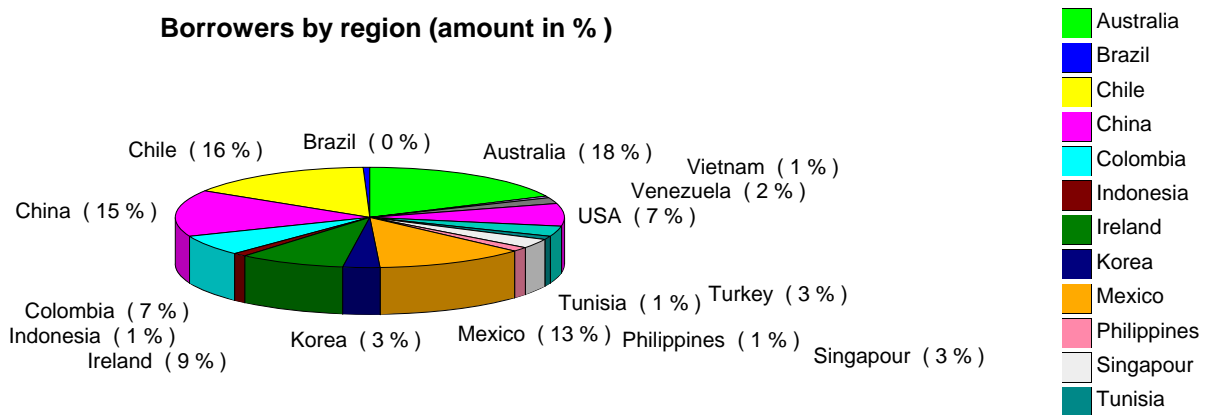
Guarantor	Number of Loans	Number of projects/deals	Total amount Mln €eq
France	138	31	951
Germany	77	26	1003
UK	45	14	278
USA	36	12	1045
Total:	296	83	3 276

100 % of the loans receivables are being transferred by true sales and are registered on the SCF's assets' side

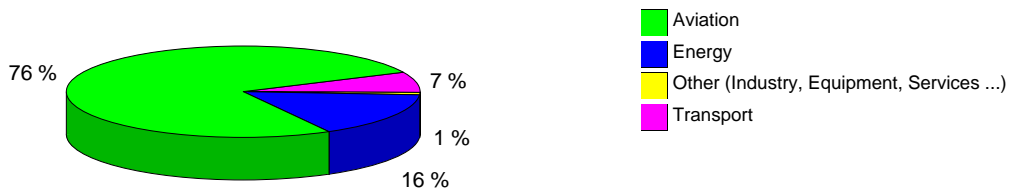


2. Diversity of borrowers

Borrowers by region (amount in %)



Borrowers by sector (amount in %)



Five largest couples borrower/guarantor

Total amount Mln €eq	Total loan balance %
413	13 %
386	12 %
298	9 %
208	6 %
180	5 %

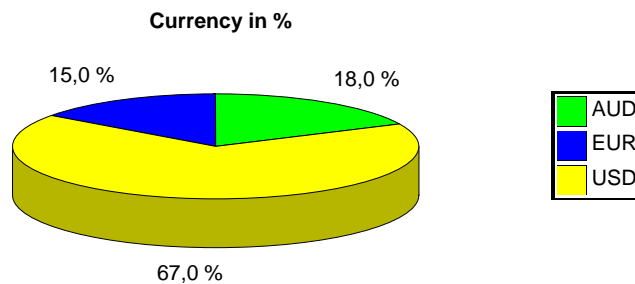


3. Pool seasoning

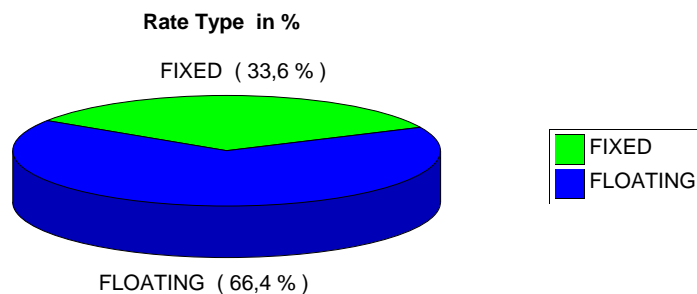
Weighted average seasoning (in years) : **4,002**

Seasoning (years)	Total amount Mln € eq	Total loan balance %
0<=..<2	1 192	36 %
2<=..<4	607	19 %
4<=..<6	793	24 %
6<=..<8	460	14 %
8<=..<10	97	3 %
>=10	126	4 %
Total:	3 276	100 %

4. Currency split

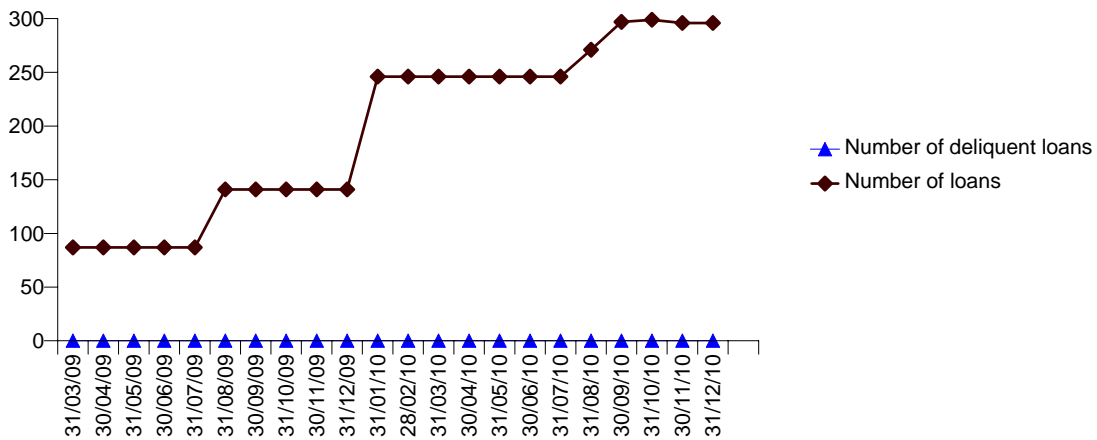


5. Rate type split



6. Loan delinquency

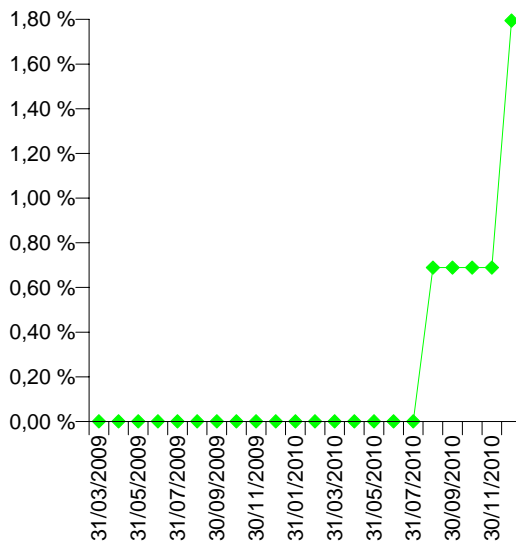
No delinquent loan



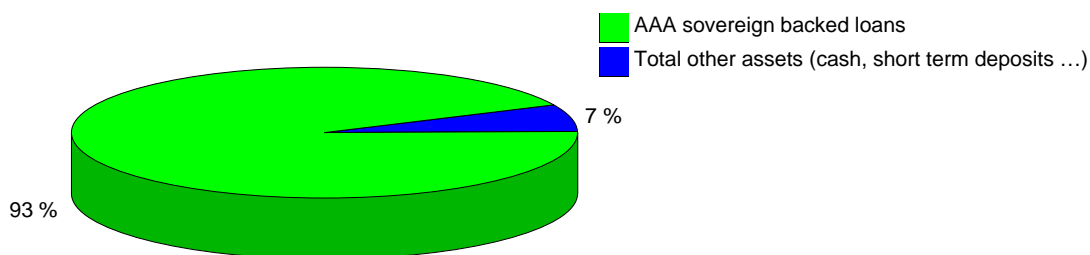
7. Central Bank (FED/ECB) eligibility

FED/ECB eligibility	Total amount Mln €eq	Total loan balance %
no	2 529	77 %
yes	747	23 %
Total :	3 276	100 %

8. Prepayment rate



Assets overview %



Obligations Foncières issuances overview

Issuance	ISIN	Issue date	Maturity date	Remaining maturity (years)	Currency	Interest type	Coupon	Current amount (€ eq)
Series 1	FR0010767194	16/06/2009	16/06/2014	3,46	EUR	Fixed	3,625 %	1 000 000 000
Series 2	FR0010859967	26/02/2010	26/02/2020	9,16	EUR	Fixed	3,750 %	1 000 000 000
Series 3	FR0010955377	22/10/2010	22/10/2015	4,81	EUR	Fixed	2,250 %	1 000 000 000

Amortisation profile

